







How To: PLANTING

	<p>Step 1. Water the plant thoroughly in its container prior to planting.</p>
	<p>Step 2. Dig a hole 600mm wide x 300mm deep. Mix 1 part of Dawson's Organic Soil Improver with 2 parts soil from hole.</p>
	<p>Step 3. Return enough of this mix to the hole to achieve the correct depth for the new plant. Sprinkle 2-3 teaspoons of Water Storage Crystals into the hole.</p>
	<p>Step 4. Take the plant out of its container and place into the hole. Spread 1 tablespoon of Controlled Release Fertiliser around the roots.</p>
	<p>Step 5. Backfill the hole with enough mixed soil to reach ground level</p>
	<p>Step 6. Spread one handful of Grosorb Wetting Agent evenly around the plant. Water in with Seasol until roots are thoroughly saturated.</p>



FORRESTFIELD
160 Hale Road
Ph 94536533
Fax 94539520

SWANBOURNE
153 Railway Street
Ph 93849652
Fax 93832108

O'CONNOR
388 South Street
Ph 93147258
Fax 93147264

JOONDALUP
Cnr Joondalup Drv
& Cord St
Ph 93000733
Fax 93001244

www.dawsonsgardenworld.com.au